



## Wave Basics

### 9. What's Wrong With This?

Suppose you're watching a science fiction movie and one of the scenes involves a spaceship battle in outer space. Spaceship A launches a successful strike on spaceship B. The scene is presented from the perspective of spaceship A. The occupants of spaceship A view spaceship B blowing up as the result of the successful missile strike. They see the flames of the explosion and shortly thereafter hear the thunderous sound of the explosion.

While the scene is definitely exciting, there is a significant fault with it in terms of the physics. What law of physics was violated in the filming of the scene? Explain.

### 10. The arrows on the diagrams below represent the direction of particle motion.



### 11. Compare the direction in which particles of the medium vibrate for a longitudinal wave compared to a transverse wave.

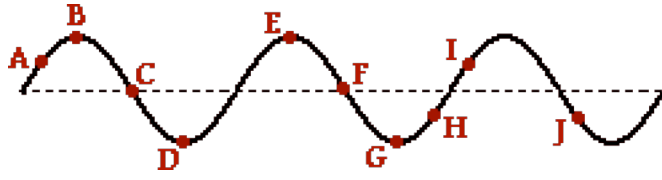
### Describing Waves

Read from **Lesson 2** of the **Waves** chapter at **The Physics Classroom**:

- <http://www.physicsclassroom.com/Class/waves/u1012a.html>
- <http://www.physicsclassroom.com/Class/waves/u1012b.html>
- <http://www.physicsclassroom.com/Class/waves/u1012c.html>
- <http://www.physicsclassroom.com/Class/waves/u1012d.html>

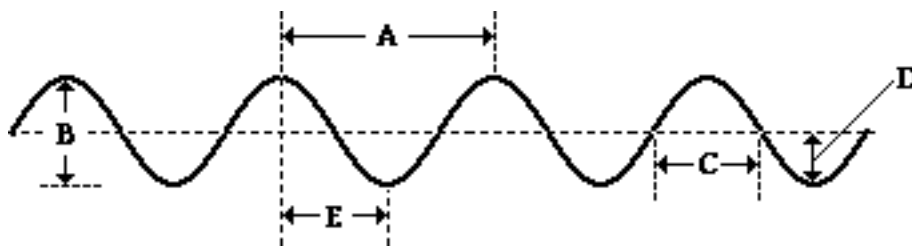
**MOP Connection:** Waves: sublevels 2 and 3

1. A wave is introduced into a medium and a snapshot of the medium at a particular instant in time is shown at the right. Several positions along the medium are labeled. Categorize the positions as either crests or troughs.

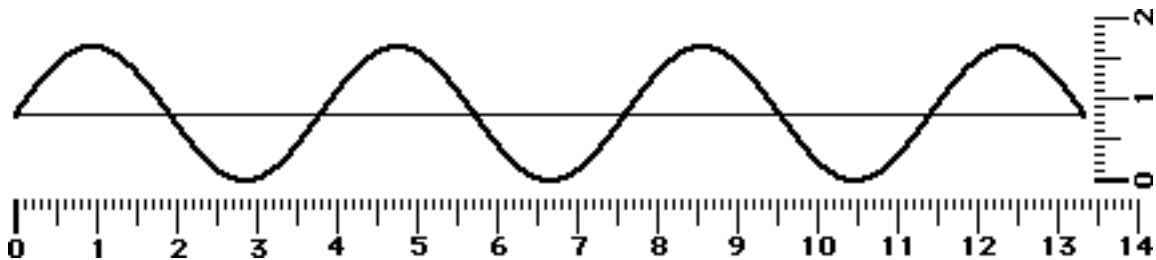


Crests: \_\_\_\_\_ Troughs: \_\_\_\_\_ Neither: \_\_\_\_\_

2. The wavelength of the wave in the diagram below is given by letter \_\_\_\_\_ and the amplitude of the wave in the diagram below is given by letter \_\_\_\_\_.



3. A sine curve that represents a transverse wave is drawn below. Use the centimeter ruler to measure the wavelength and amplitude of the wave (show units).



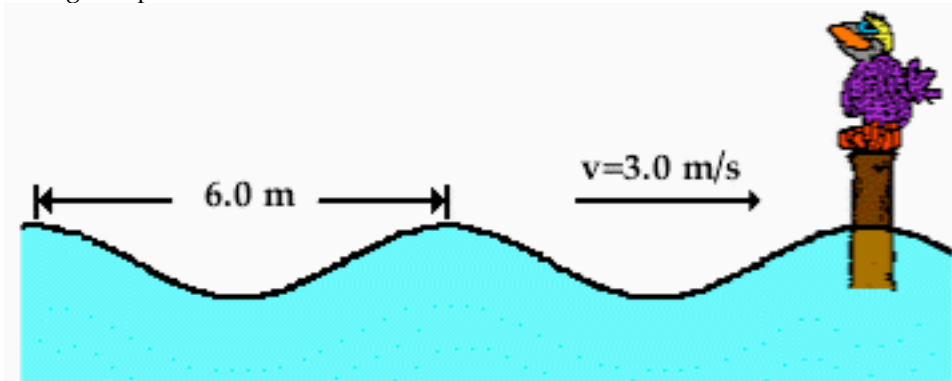
a. Wavelength = \_\_\_\_\_ b. Amplitude = \_\_\_\_\_

4. The number of cycles of a periodic wave per unit time is called the wave's \_\_\_\_\_.
5. Any repeated and periodic motion can be described by a frequency. For instance, the frequency of rotation of a second hand on a clock is \_\_\_\_\_.
- a. 1/60 Hz      b. 1/12 Hz      c. 1/2 Hz      d. 1 Hz      e. 60 Hz
6. A pendulum makes 40 vibrations in 20 seconds. Calculate its period?

**TIP** Throughout this unit, internalize the meaning of terms such as period, frequency, wavelength and speed. Utilize the meaning of these terms to answer conceptual questions; avoid *formula fixation*.

## Wave Basics

7. Olive Udadi accompanies her father to the park for an afternoon of fun. While there, she hops on the swing and begins a motion characterized by a complete back-and-forth cycle every 5.0 seconds. This statement provides info about the child's \_\_\_\_\_.  
a. speed            b. frequency            c. period
8. The frequency of Olive's periodic motion (in #7) is \_\_\_\_\_.  
a. 0.20 Hz            b. 0.40 Hz            c. 2.5 Hz            d. 5.0 Hz
9. A period of 5.0 seconds corresponds to a frequency of \_\_\_\_\_ Hz.  
a. 0.2            b. 0.5            c. 0.02            d. 0.05            e. 0.002
10. The period of a 261 Hertz sound wave is \_\_\_\_\_.
11. As the frequency of a wave increases, the period of the wave \_\_\_\_\_.  
a. decreases            b. increases            c. remains the same
12. The speed of a wave refers to  
a. how often it vibrates to and fro.  
b. how high it vibrates.  
c. how much time it takes to vibrate to and fro.  
d. how far a given point (e.g., a crest) on the wave travels per unit of time.
13. Write the two equations which can be used to determine the speed of a wave.
14. Mac and Tosh are resting on top of the water near the end of the pool when Mac creates a surface wave. The wave travels the length of the pool and back in 25 seconds. The pool is 25 meters long. Determine the speed of the wave. **PSYW**
15. A fisherman uses a sonic ranger to determine the depth of a lake. The sound waves travel at 1210 m/s through the water and require 0.020 seconds to travel to the lake's bottom and back to the boat. How deep is the lake? **PSYW**
16. The water waves below are traveling with a speed of 3.0 m/s and splashing periodically against the Wilbert's perch. Each adjacent crest is 6.0 meters apart and splashes Wilbert's feet upon reaching his perch. How much time passes between each successive drenching? \_\_\_\_\_ Answer and explain using complete sentences or a calculation.



## Wave Speed

Read from **Lesson 2** of the **Waves** chapter at **The Physics Classroom**:

<http://www.physicsclassroom.com/Class/waves/u10l2d.html>

<http://www.physicsclassroom.com/Class/waves/u10l2e.html>

**MOP Connection:** Waves: sublevels 3 and 4

1. A physics teacher attaches a slinky to the wall and begins introducing pulses with different amplitude. Which of the two pulses below will take the least amount of time to reach the wall?



Justify your answer:

2. The physics teacher then begins introducing pulses with a different wavelength. Which of the two pulses below will take the least amount of time to reach the wall?



Justify your answer:

3. Stan and Anna are conducting a slinky experiment. They are studying the possible effect of several variables upon the speed of a wave in a slinky. Their data table is shown below. Fill in the blanks in the table, analyze the data, and answer the following questions.

Medium	Wavelength	Frequency	Speed
Zinc, 1-in. dia. coils	1.75 m	2.0 Hz	
Zinc, 1-in. dia. coils	0.90 m	3.9 Hz	
Copper, 1-in. dia. coils	1.19 m	2.1 Hz	
Copper, 1-in. dia. coils	0.60 m	4.2 Hz	
Zinc, 3-in. dia. coils	1.82 m	2.2 Hz	
Zinc, 3-in. dia. coils	0.95 m	4.2 Hz	

## Wave Basics

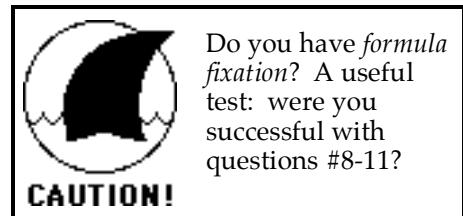
- As the wavelength of a wave in a uniform medium increases, its speed will \_\_\_\_\_.
  - decrease
  - increase
  - remain the same
- As the wavelength of a wave in a uniform medium increases, its frequency will \_\_\_\_\_.
  - decrease
  - increase
  - remain the same
- The speed of a wave depends upon (i.e., is causally effected by) ...
  - the properties of the medium through which the wave travels
  - the wavelength of the wave.
  - the frequency of the wave.
  - both the wavelength and the frequency of the wave.

- A water gun fires 5 *squirts* per second. The speed of the *squirts* is 15 m/s.



- By how much distance is each consecutive *squirt* separated?
  - What happens to the distance between the *squirts* if the rate of fire is increased?
  - Explain how this example is analogous to the relationship between wave frequency and wavelength.
- What is the speed of a wave which has a frequency of 200 Hz and a wavelength of 0.50 m? **PSYW**

- Waves are observed to splash upon the rocks at the shore every 6.0 seconds. The distance measured from crest to adjacent crest is 8.0 m. The distance measured from the lowest to the highest point on the medium is 10.0 m. Determine the frequency, wavelength and speed of these waves. **PSYW**



Do you have *formula fixation*? A useful test: were you successful with questions #8-11?

- The period of a wave is 0.0300 seconds. It travels at a velocity of 10.0 m/s. Determine the frequency and the wavelength of the wave. **PSYW**
- A wave having a wavelength of 4.0 meters and an amplitude of 2.5 meters travels a distance of 24 meters in 8.0 seconds. Determine the frequency and the period of the wave. **PSYW**
- Two boats are anchored 7.0 meters apart. They bob up and down, returning to the same up position every 10.0 seconds. The boats rise a vertical distance of 7.0 meters between their lowest and their highest point. When one is up the other is down. There are never any wave crests between the boats. Determine the period, frequency, wavelength, amplitude and speed of the waves. **PSYW**

### Standing Wave Mathematics

Read from **Lesson 4** of the **Waves** chapter at **The Physics Classroom**:

<http://www.physicsclassroom.com/Class/waves/u10l4a.html>

<http://www.physicsclassroom.com/Class/waves/u10l4b.html>

<http://www.physicsclassroom.com/Class/waves/u10l4c.html>

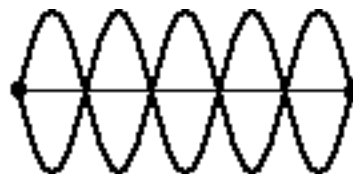
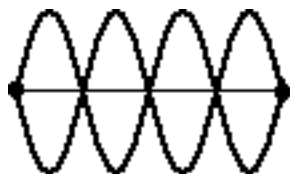
<http://www.physicsclassroom.com/Class/waves/u10l4d.html>

<http://www.physicsclassroom.com/Class/waves/u10l4e.html>

**MOP Connection:** Waves: sublevels 7 and 8

A standing wave pattern results in a string, rope or snakey as a result of the interaction between the waves introduced on one end with the reflection of the waves returning from the opposite end. At certain frequencies, a pattern will be established within the medium in which there are positions which always appear to be stationary. Midway between each of these stationary positions are positions which are undergoing rapid motion between a maximum positive and maximum negative displacement from their resting position.

- The positions along the medium which appear to be stationary are known as \_\_\_\_\_. They are points of **no displacement**.
- The positions along the medium which are undergoing rapid motion between a maximum positive and maximum negative displacement are known as \_\_\_\_\_. They are the **opposite of** the points of **no displacement**.
- Label the nodes (N) and antinodes (AN) in the following standing wave patterns.



- In each of the two diagrams of standing wave patterns, count the number of nodes and antinodes.



- Each node is separated by the adjacent node by a distance that is equal to \_\_\_\_\_ wavelength.
- Draw the standing wave pattern which would result on the string below if the string vibrated with the first, second, and third harmonic wave patterns. State the relationship between length and wavelength for each of the three patterns.

**1st Harmonic**

**2nd Harmonic**

**3rd Harmonic**



$$L = \text{_____} \lambda$$

$$L = \text{_____} \lambda$$

$$L = \text{_____} \lambda$$

- Suppose that the string in the above diagram is 1.2 meters long. Determine the wavelength of the waves shown in each of these three patterns.

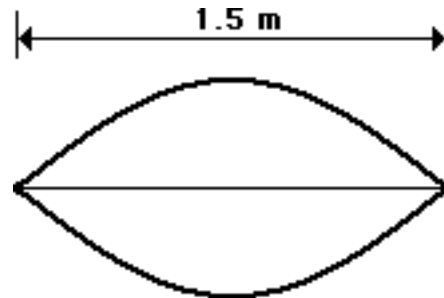
**1st Harmonic**

**2nd Harmonic**

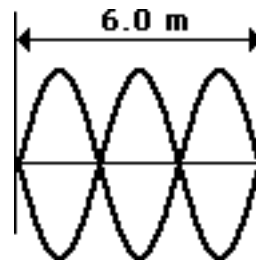
**3rd Harmonic**

## Wave Basics

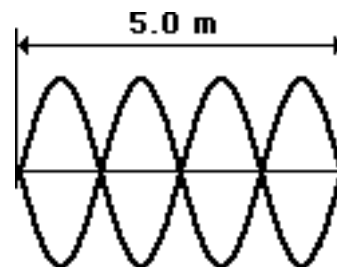
8. The string at the right is 1.5 meters long and is vibrating as the first harmonic. The string vibrates up and down with 33 cycles in 10 seconds. Determine the frequency, period, wavelength and speed for this wave. **PSAYW**



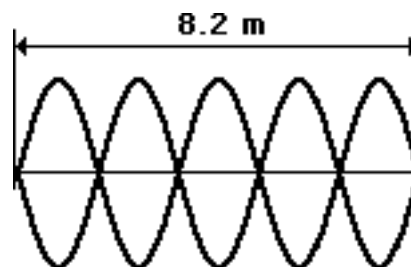
9. The string at the right is 6.0 meters long and is vibrating as the third harmonic. The string vibrates up and down with 45 cycles in 10 seconds. Determine the frequency, period, wavelength and speed for this wave. **PSAYW**



10. The string at the right is 5.0 meters long and is vibrating as the fourth harmonic. The string vibrates up and down with 48 cycles in 20 seconds. Determine the frequency, period, wavelength and speed for this wave. **PSAYW**



11. The string at the right is 8.2 meters long and is vibrating as the fifth harmonic. The string vibrates up and down with 21 cycles in 5 seconds. Determine the frequency, period, wavelength and speed for this wave. **PSAYW**



### Interference of Waves

Read from **Lesson 3** of the **Waves** chapter at **The Physics Classroom**:

<http://www.physicsclassroom.com/Class/waves/u1013c.html>


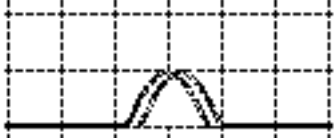


**MOP Connection:** Waves: sublevel 6

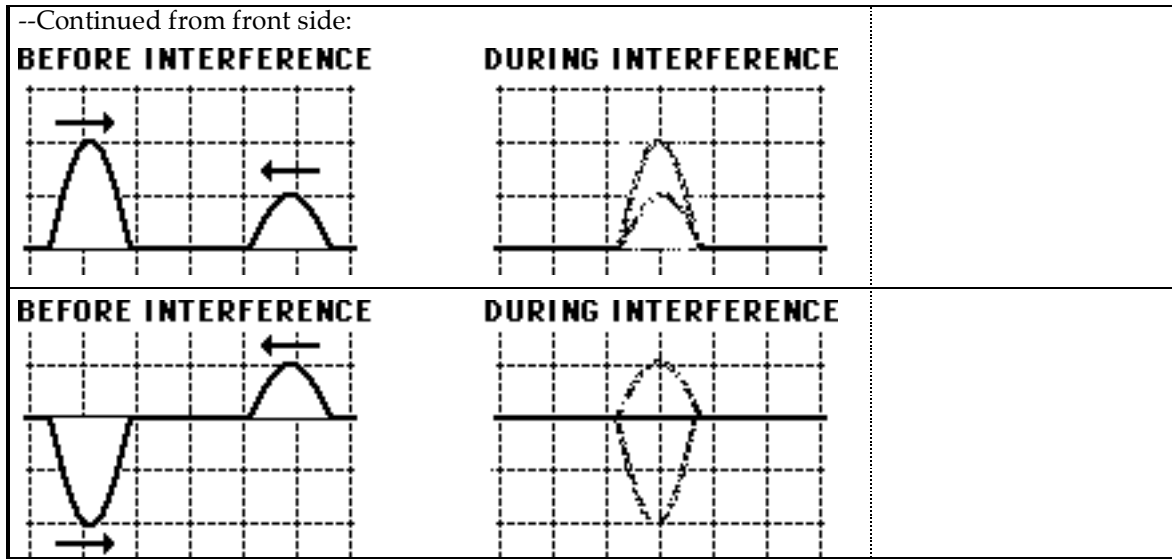
**TRUE or FALSE:** Identify the following statements as being either true (T) or false (F).

- T or F?**
- \_\_\_\_\_ 1. When two pulses meet up with each other while moving through the same medium, they have a tendency to bounce off each other and return back to their origin.
  - \_\_\_\_\_ 2. Constructive interference occurs when a crest meets up with another crest at a given location along the medium.
  - \_\_\_\_\_ 3. Destructive interference occurs when a pulse with an amplitude of +5 units interferes with a pulse with an amplitude of -5 units.
  - \_\_\_\_\_ 4. Destructive interference occurs when a trough meets up with another trough at a given location along the medium.
  - \_\_\_\_\_ 5. If a pulse with an amplitude of +5 units interferes with a pulse with an amplitude of +3 units, the resulting amplitude of the medium will be +4 units - the average of the two individual amplitudes.
  - \_\_\_\_\_ 6. If a pulse with an amplitude of +5 units interferes with a pulse with an amplitude of -3 units, then neither constructive or destructive interference occurs.
  - \_\_\_\_\_ 7. Two sound waves could never interfere in such a manner as to cancel each other out and produce silence.

**Principle of Superposition:** The effect of two interfering waves upon a medium is to produce a resulting shape and size which is the combination of the shapes and sizes of the individual waves. The amount of displacement of the medium at any given location is simply the vector sum of the displacement of the two individual waves at that location.

8. The diagrams below depict two pulses traveling towards each other and at the moment when they are completely superimposed on each other. For each diagram, sketch the resultant of the two pulses during the interference. Finally, indicate if the example represents a case of constructive or destructive interference.

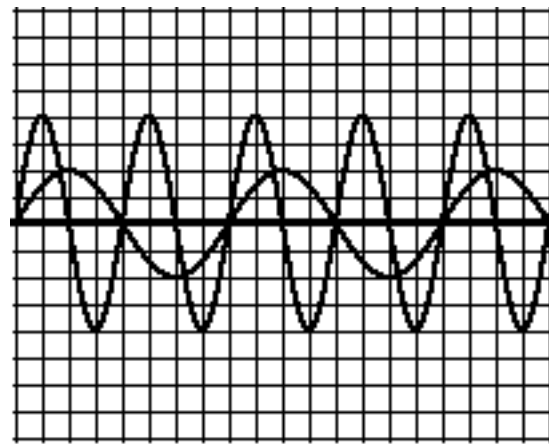
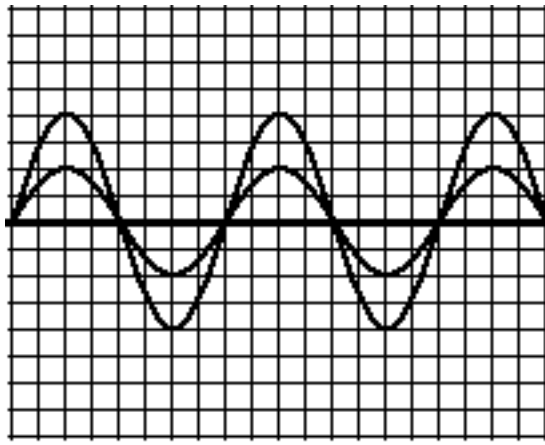
"Snapshot" of Two Pulses Before and During Interference		Constructive or Destructive?
<p><b>BEFORE INTERFERENCE</b></p> 	<p><b>DURING INTERFERENCE</b></p> 	
<p><b>BEFORE INTERFERENCE</b></p> 	<p><b>DURING INTERFERENCE</b></p> 	



9. Two waves are traveling along the same medium. The diagrams below show the waves on the medium at an instant in time. Utilize the principle of superposition in order to construct the shape of the medium at the instant shown in each diagram. To do so, begin by determining the resulting displacement of the medium at each of the marked locations (†). Approximate the shape of the remainder of the medium by sketching *from dot to dot*.

Diagram A

Diagram B



↑  
**A B C D E F**

↑  
**G H I J K L M N O**

10. Several of the marked positions (†) above are labeled with a letter. Categorize each labeled position along the medium as being a position where either constructive or destructive interference occurs.

Constructive Interference	Destructive Interference

## Boundary Behavior

Read from **Lesson 3** of the **Waves** chapter at **The Physics Classroom**:

<http://www.physicsclassroom.com/Class/waves/u10l3a.html>

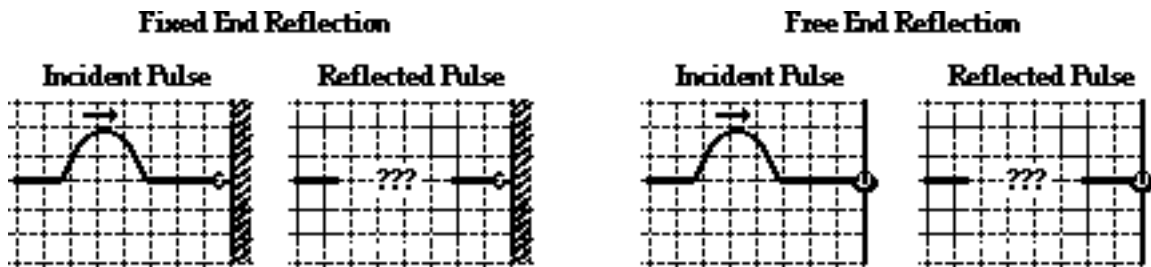
**MOP Connection:** Waves: sublevel 5

### Background:

The behavior of a traveling wave (or pulse) upon reaching the end of a medium is referred to as **boundary behavior**. When one medium ends, another medium begins; the interface of the two media is referred to as the **boundary** and the behavior of a wave at that boundary is described as its boundary behavior. A pulse which is approaching a boundary is referred to as the **incident pulse**. Upon reaching the boundary, a portion of the incident pulse will be reflected and remain in the same medium; and a portion of the incident pulse will pass into (or be transmitted into) the other medium which lies beyond the boundary. The portion of the pulse which is reflected is referred to as the **reflected pulse** and the portion which passes into the other medium is referred to as the **transmitted pulse**. A proper understanding of the boundary behavior of waves involves an ability to answer the following questions.

### Fixed and Free End Reflection:

1. State the rule which describes how a pulse will behave at a free- and a fixed-end.
2. Express your understanding of reflection of waves at the end of a medium by drawing the size and orientation of the reflected pulse for the two cases below - reflection off a free end and a fixed end.



### Reflection and Transmission of an Incident Pulse at a Boundary Between Two Media:

A pulse is moving from a more dense medium to a less dense medium as shown in the diagram below.



3. The reflected pulse in medium 1 \_\_\_\_\_ (will, will not) be inverted because \_\_\_\_\_.
4. The speed of the transmitted pulse will be \_\_\_\_\_ (greater than, less than, the same as) the speed of the incident pulse.
5. The speed of the reflected pulse will be \_\_\_\_\_ (greater than, less than, the same as) the speed of the incident pulse.
6. The wavelength of the transmitted pulse will be \_\_\_\_\_ (greater than, less than, the same as) the wavelength of the incident pulse.

## Wave Basics

A pulse is moving from a less dense medium to a more dense medium as shown in the diagram below.



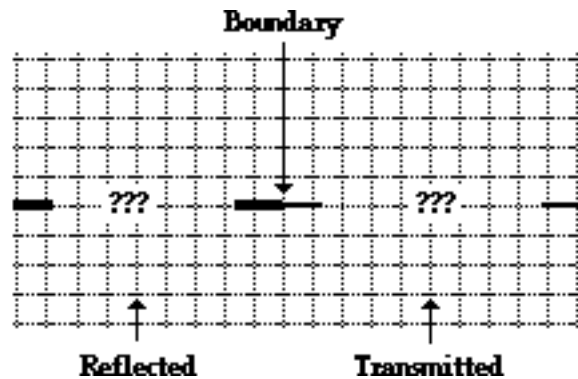
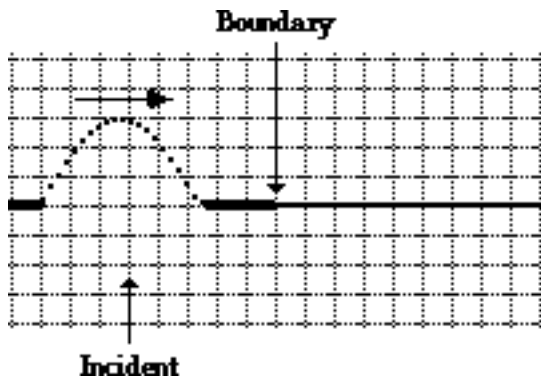
7. The reflected pulse in medium 2 \_\_\_\_\_ (will, will not) be inverted because \_\_\_\_\_

---

8. The speed of the transmitted pulse will be \_\_\_\_\_ (greater than, less than, the same as) the speed of the incident pulse.
9. The speed of the reflected pulse will be \_\_\_\_\_ (greater than, less than, the same as) the speed of the incident pulse.
10. The wavelength of the transmitted pulse will be \_\_\_\_\_ (greater than, less than, the same as) the wavelength of the incident pulse.
11. Summarize your understanding of boundary behavior by completing the following statements.  
 When a wave passes across the boundary from one medium to another medium, the ...  
 ... speed is \_\_\_\_\_ (greatest, smallest) in the least dense media.  
 ... wavelength is \_\_\_\_\_ (greatest, smallest) in the least dense media.  
 ... the reflected pulse becomes inverted only when the incident wave is in the \_\_\_\_\_ (more, less) dense medium and heading toward the \_\_\_\_\_ (more, less) dense medium.

Express your understanding of the rules of boundary behavior by drawing the reflected and transmitted pulses in the following two situations. Show the orientation (inverted or non-inverted, wavelength and speed) of each pulse.

12. Incident pulse is in the more dense medium and traveling toward the less dense medium.



13. Incident pulse is in the less dense medium and traveling toward the more dense medium.

