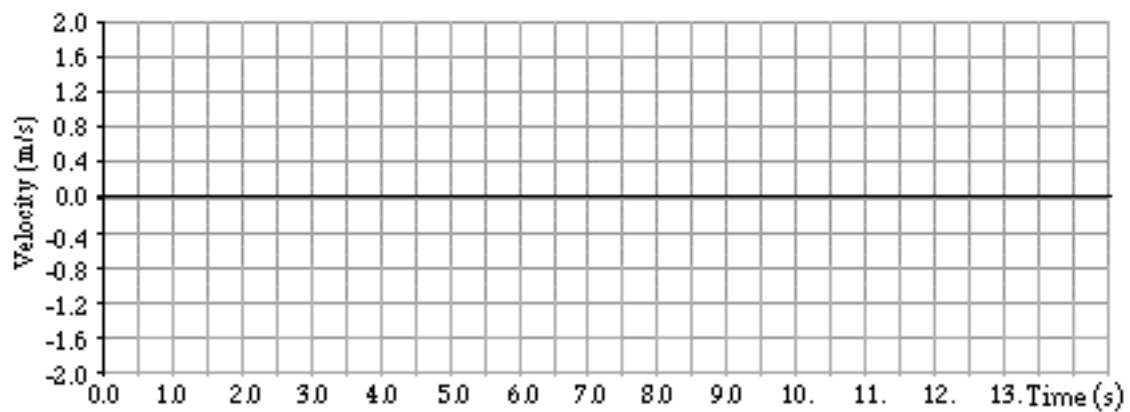
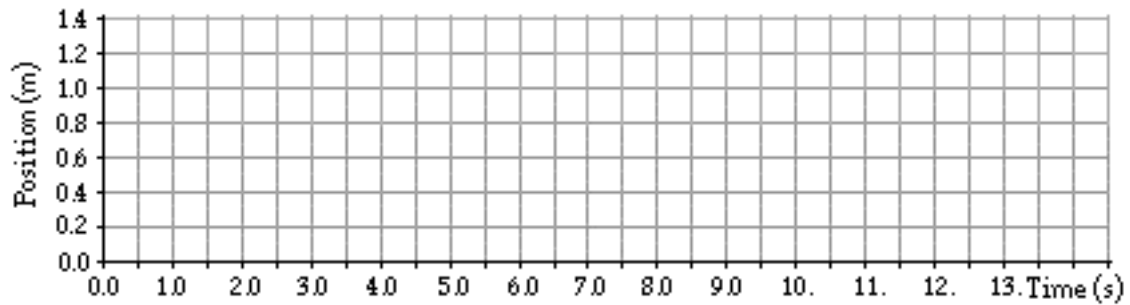


Waves - Lab Notebook Items

For the A Wiggle in Time Lab:







Tape the graphs below into the Data section of your lab.



For the Speed of a Wave Lab:

Tape the data table below into the Data section of your lab.

Length = _____ m

Harmonic #	Tension	Standing Wave Pattern	λ (m) **	f (Hz)	Speed (m/s)
2nd	Medium				
3rd	Medium				
4th	Medium				
5th	Medium				
2nd	High				
3rd	High				

** = Clearly show, label and organize your calculations (below) for the first two rows of data: